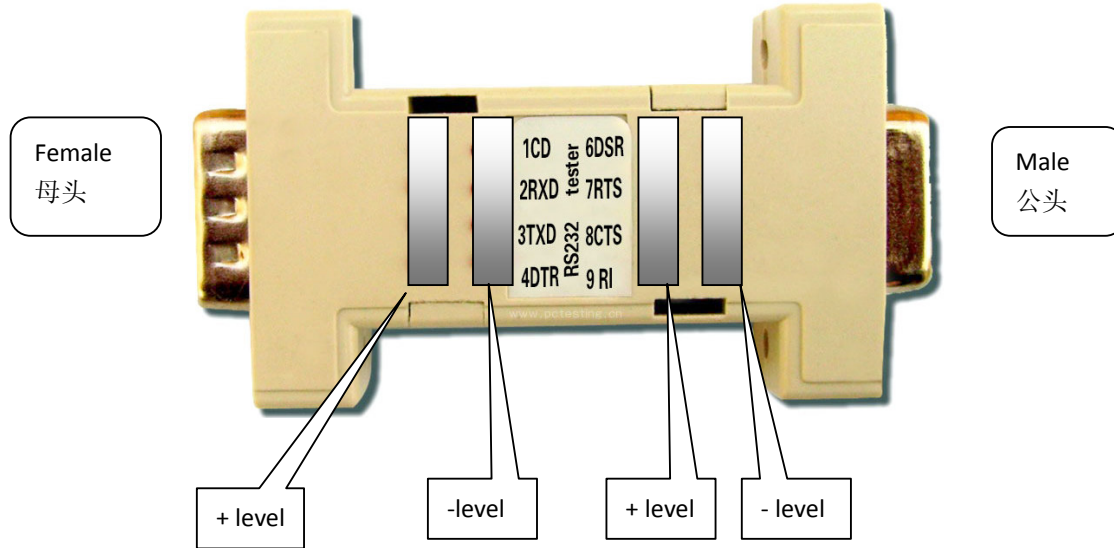


RS232 Tester specification
RS232 tester 说明书

1, Photo:

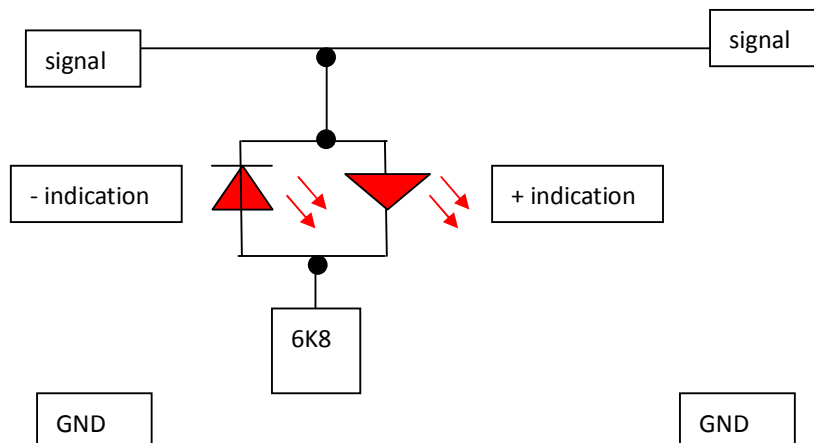



2, theory 原理 :

a) RS232 pin define

Pin no,	name	In out	note
1pin	CD	in	
2pin	RXD	In	Data
3pin	TXD	Out	Data
4pin	DTR	Out	
5pin	GND	GND	GND
6pin	DSR	In	
7pin	RTS	Out	
8pin	CTS	In	
9pin	RI	in	

b) Schematic 电路 :





c) 在 1, 2, 3, 4, 6, 7, 8, 9 脚各有 2 个 LED 指示其信号的电平, 一个 LED 指示高电平, 一个指示低电平, 电压高于+5V 或低于-5V 对应的 LED 将亮;

2 pcs LED show high level and low level at every signal , the signal maybe is $< -5V$, or $< +5V$;

3, 更多的说明, 请查阅 RS232 标准 标准

More knowledge, please finding RS323 standard 。